

Instructions for wear checks of play equipment

The equipment must be checked for correct operation and safety, especially the points listed below:

Proof of maintenance

Playground

Date of installation

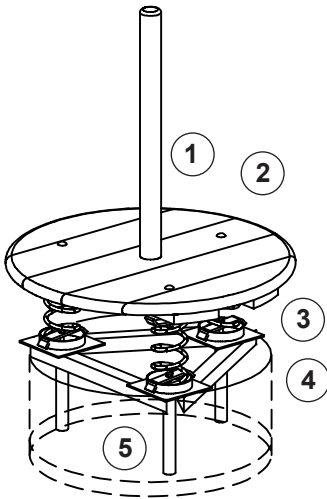
Checks depend on the type of equipment. Any equipment with moving parts must be checked at least twice a year, static equipment at least once a year.

Intervals for maintenance work and checks generally depend on

- location
- kind of use
- frequency of use
- possible vandalism

For more details see also "General instructions for maintenance of playgrounds".

Rocker
Order No. 6.04000



Wooden parts

1. Check for rot and, if necessary, smooth out splinters and round off sharp edges of cracks.
2. Recommendation: apply paraffin wax to the upper end grain areas once a year, please refer to order No. 0.90100, 1 litre.

Compression springs

3. Check that bolts and screws are tight and retighten if necessary.
4. Check for wear and tear, replace if necessary.

Structural stability

5. In order to check the stability uncover the foundation once a year.

Special notes, e.g. for repairs

Repair not carried out, it is still possible to play on equipment

Repair not carried out, equipment is taken out of action


All work carried out, everything is in order

Maintenance carried out by:

For spare parts refer to back of page.

..... Date

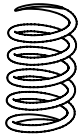
Spare Parts
Rocker
Order No. 6.04000



Please note that the safety standards of the equipment must not be affected. Therefore, when carrying out repairs it is helpful to **only use original parts**.

Order No. Spare part

0.92450 **compression spring**



0.92460 **tensioning iron, top**



0.92470 **tensioning iron, bottom**



99.01080 **wooden platform w. round pole**

