

Instructions for wear checks of play equipment

The equipment must be checked for correct operation and safety, especially the points listed below:

Proof of maintenance

Playground

Date of installation

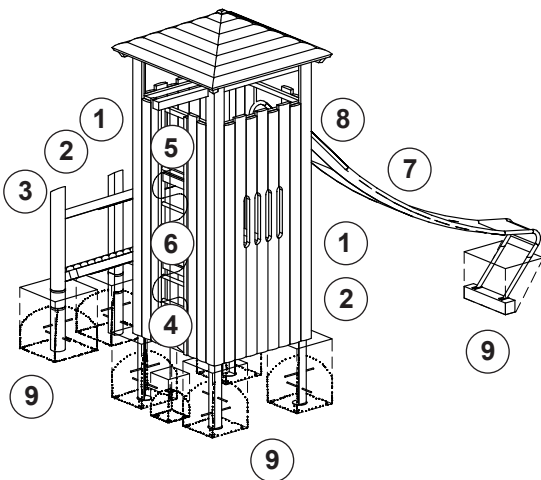
Checks depend on the type of equipment. Any equipment with moving parts must be checked at least twice a year, static equipment at least once a year.

Intervals for maintenance work and checks generally depend on

- location
- kind of use
- frequency of use
- possible vandalism

For more details see also "General instructions for maintenance of playgrounds".

Tower Combination 30
Order No. 2.30000/L2.30000



Wooden parts

1. Check for rot and, if necessary, smooth out splinters and round off sharp edges of cracks.
2. Check that all bolts and screws are tight and retighten if necessary.
3. Recommendation: Apply paraffin wax to the upper end grain areas once a year, please refer to Order No. 0.90100, 1 litre.
4. Check the ash wood rungs of the ladders for wear and tear, the remaining diameter must be at least 30 mm.

Climbing ladder

5. Check connection to wood, if necessary retighten screws/bolts.
6. Check ropes for wear and tear, if the steel reinforcement is damaged it is imperative it be replaced.

Slide

7. Check the slide surface for vandalism.
8. Check that bolts and screws of tower are tight and retighten if necessary.

Structural stability

9. In order to check for rot at wooden parts or steel feet for corrosion, uncover the foundations once a year.

Special notes, e.g. for repairs

Repair not carried out, it is still possible to play on equipment

Repair not carried out, equipment is taken out of action

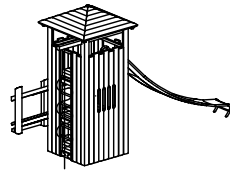
All work carried out, everything is in order

Maintenance carried out by:


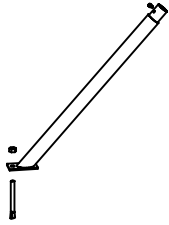
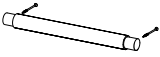

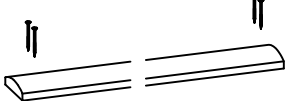
..... Date

For spare parts refer to back of page.

Spare Parts
Tower Combination 30
Order No. 2.30000/L2.30000



Please note that the safety standards of the equipment must not be affected. Therefore, when carrying out repairs it is helpful to **only use original parts**.

Order No. Spare part	Order No. Spare part
<p>0.92620 ladder, 6 rungs</p> 	<p>0.92080 support for slide, bottom</p> 
<p>0.98310 single rung</p> 	<p>0.92090 support for slide, top with hole Ø 9 mm</p> 
<p>0.30050 tower cladding spruce, impregnated</p> 	
<p>0.30060 tower cladding larch</p> <p style="text-align: center;">Please indicate length and width.</p>	
<p>0.92170 climbing ladder 3.25 m</p> 