



Photo © Phil Wilkinson

Play value

The Two Storey Play House offers two rooms and basic furnishings like a table and benches for role play such as family, mother and child and neighbourly play activities on two levels. There is a furnished basement with window and a ladder leading to the upper area.

Fundamental characteristics

- Child proportions according to ergonomic requirements
- Appealing design by solid wooden roof, proportion between closed and transparent walls, child-orientated rooms
- Natural wooden surface which appeals to the senses
- Incentive for playing: two storeys, veranda, furnishing on both play levels

Recommended for




- Kindergarten children
- School children
- Supervised play areas, such as kindergartens, schools, after-school programmes or similar
- Public play areas without supervision, such as playgrounds, parks or similar

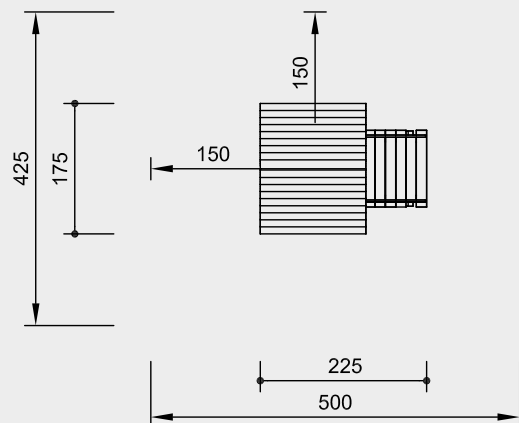
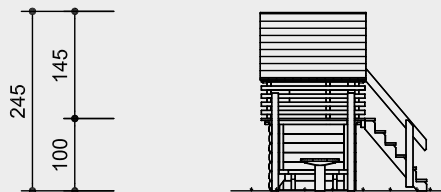


Two Storey Play House



Order No. L4.10500
Two Storey Play House

Safety distance 
 Device dimensions 
 Functional distance 



Scale 1:100

Safety check according to DIN EN 1176

Components

- 1 House body
- 2 Roof sections
- 4 Support posts with steel feet
- 1 Level playroom containing:
 - 2 Walls with 2 benches
 - 1 Round table with steel foot
- 1 Stairs with hand rail and foundation irons

Installation information

Surfacing requirements corresponding to a fall height of ≤ 1.00 m (please refer to price list for more detailed information)

Foundations

Timber House on Stilts

4 items 50 x 50 x 40 cm
 Excavation depth 60 cm

Stairs

2 items 30 x 30 x 20 cm
 Excavation depth 40 cm

Table

1 item 40 x 40 x 40 cm
 Excavation depth 60 cm

Attention:
Exact measurements may vary;
for all installation dimensions refer
to current assembly instructions.
 Technical changes reserved.

Technical information

Equipment made of non-impregnated mountain larch

Core-free

Sawn-timbers core-free, thus decreasing occurrences of cracking and undesired changes in shape



Claddings

Claddings made of mountain larch (4 – 5 cm). Peeled white by hand, natural tree surface remains tangible and perceptible



Ground anchor

All parts used for anchoring to the ground are made of hot-dip galvanised steel or stainless steel



For more detailed explanation of the quality characteristics see price list.

Floor of 25 mm tongue and groove boards

Steps of stair made of hardwood, 32 mm

Dimensions

(small deviations possible)

Total height	2.45 m
Height floor	1.00 m
Length	2.25 m
Width	1.75 m
Width stair	1.20 m
Weight	380 kg



L4.10500