

Play value

Our Big Wooden Plane equally delights both big and little children. They can climb up to the fuselage of the plane via the spring-mounted deck as well as via the rope net at the tail of the plane. The object is enhanced by a climbing ladder and firemen's pole as well as rotating propellers. The child-oriented design is very appealing and, together with the integrated telephone in the form of a call box and the small airline kitchen, entices flyers to diverse role-playing activities. Its strong expressive design character also makes it an attractive centre point of any playground.



© Richter Spielgeräte GmbH 06/22

Large Wooden Airplane

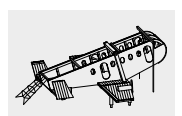
Fundamental characteristics

- Very special appeal
- Eye-catcher of a play area
- Attractive meeting point
- Incentive for playing: curiosity, role-playing games, experiencing height, hiding
- Movement: climbing up and around, observing, jumping

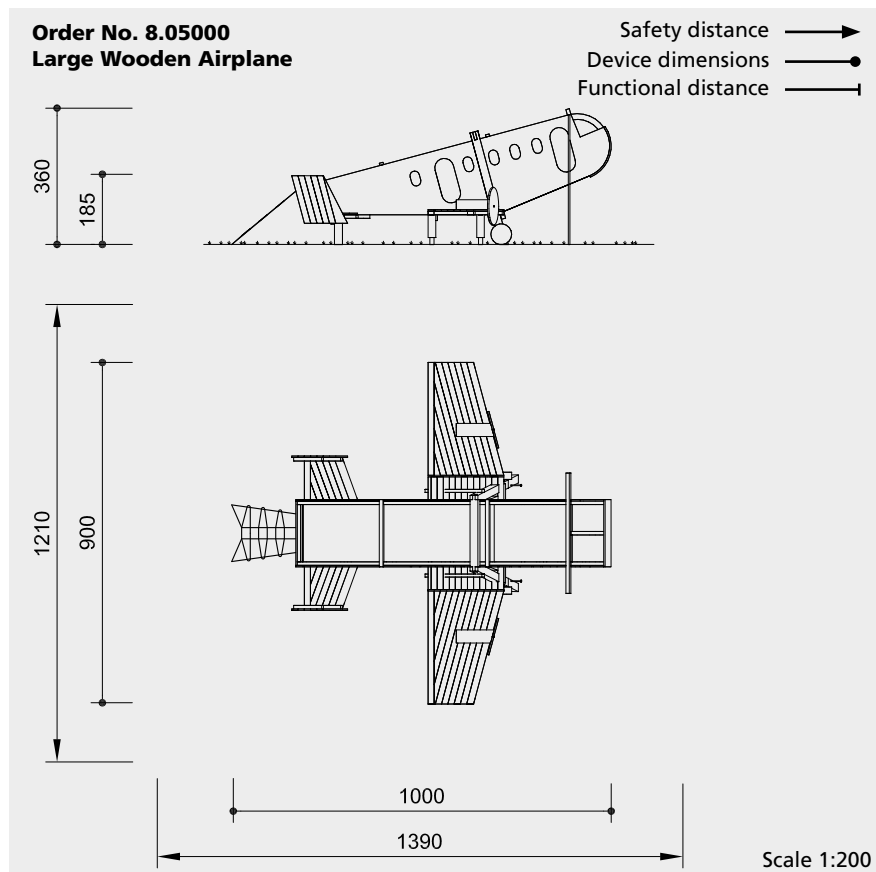
Recommended for

- School children
- Young people
- Public play areas without supervision, such as playgrounds, parks or similar
- Leisure parks

Design G. Beltzig



8.05000



Safety check according to DIN EN 1176

Components

- 1 Fuselage
- 4 Spring supports
- 2 Wings with propellers
- 1 Tail wing
- 2 Rudders
- 2 Wing consoles
- 2 Wing supports
- 1 Front support frame with fuselage support
- 1 Rear support frame
- 2 Wheels
- 1 Inclined climbing net
- 1 Firemen's pole
- 1 Cross beam with climbing ladder

Installation information

Surfacing requirements corresponding to a fall height of ≤ 3.00 m (please refer to price list for more detailed information)

Foundations

- Fuselage**
- Blinding layer
 - 1 item 400 x 120 x 20 cm
 - 1 item 240 x 100 x 20 cm
 - Excavation depth 120 cm
- Foundations**
- 1 item 400 x 120 x 60 cm
 - 1 item 240 x 100 x 60 cm

- Wings**
- 2 items 200 x 60 x 60 cm
 - Excavation depth 100 cm
- Inclined climbing net**
- 2 items 50 x 50 x 40 cm
 - Excavation depth 80 cm

- Firemen's pole**
- 1 item 55 x 40 x 30 cm
 - Excavation depth 50 cm

- Climbing ladder**
- 1 item 30 x 30 x 30 cm
 - Excavation depth 50 cm

Attention:
Exact measurements may vary; for all installation dimensions refer to current installation instructions.

Technical changes reserved.

Technical information

Equipment made of non-impregnated mountain larch

Peeled white

Palisades peeled white means that bark, cambium and sapwood are removed, the natural shape of the trunk is preserved and can be experienced



Core-free

Sawn-timbers core-free, thus decreasing occurrences of cracking and undesired changes in shape



Tongue and groove

Tongue and groove planks made of 4 cm solid wood, highly resilient, no trickling of dust / sand, protection against direct rain



Plywood

Plywood made of mountain larch, three-layer (3 cm) or five-layer (4 cm). High dimensional stability, waterproof, glued according to DIN EN 13353:2011



Richter Hercules type rope

Richter Hercules type rope, a combination of galvanised six-strand steel cables and polyester yarn, diameter > 20 mm, laid and glued with very good abrasion resistance, strong sheathing even in the case of damage by puncturing



Aluminium rope pressing

Aluminium rope pressing, cylindrically pressed, with rounded ends



S-connectors

S-connectors $\varnothing 8.1$ mm, made of high-quality stainless steel, rounded



Profiled washer

Profiled washer for covering protruding screw heads according to standard, improved pressure distribution and protection against water. Impedes loosening the bolt



Ground anchor

All parts used for anchoring to the ground are made of hot-dip galvanised steel or stainless steel



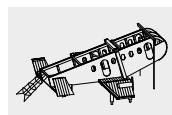
For more detailed explanation of the quality characteristics see price list.

Firemen's pole made of stainless steel, glass bead blasted
Spring support galvanised
Propeller on the decks: rotating disc made of precise black and white or coloured print with weather-resistant, special protective paint and antiglare surface
Window and door frames made of stainless steel

Dimensions

(small deviations possible)

Height	3.60 m
Length	10.00 m
Width	9.00 m
Weight	4000 kg



8.05000