

Play value

The wooden beams „lying around accidentally“, belong to a sophisticated play construction which is not recognised at first glance. It is possible to rock on the wooden beams, to bounce up and down and to balance along them. This is a challenge for body control and coordination. When force and pressure are applied at one point of the system, the other beams move unexpectedly, as in the case of playing jackstraws. This effect is even more fun when several persons participate.



Photo © Jenny Halse



Photo © Jenny Halse

Jackstraws See-saw

Fundamental characteristics

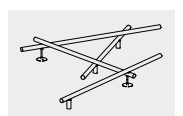
- Unique and original
- High-quality shock absorbing construction
- Incentive for playing: long beams invite for balancing
- Movement: balancing, bouncing up and down, see-sawing, sitting

Planning information

To prevent the underground parts of the mechanism from being damaged, we strongly advise against installing the equipment in sand.




Recommended for

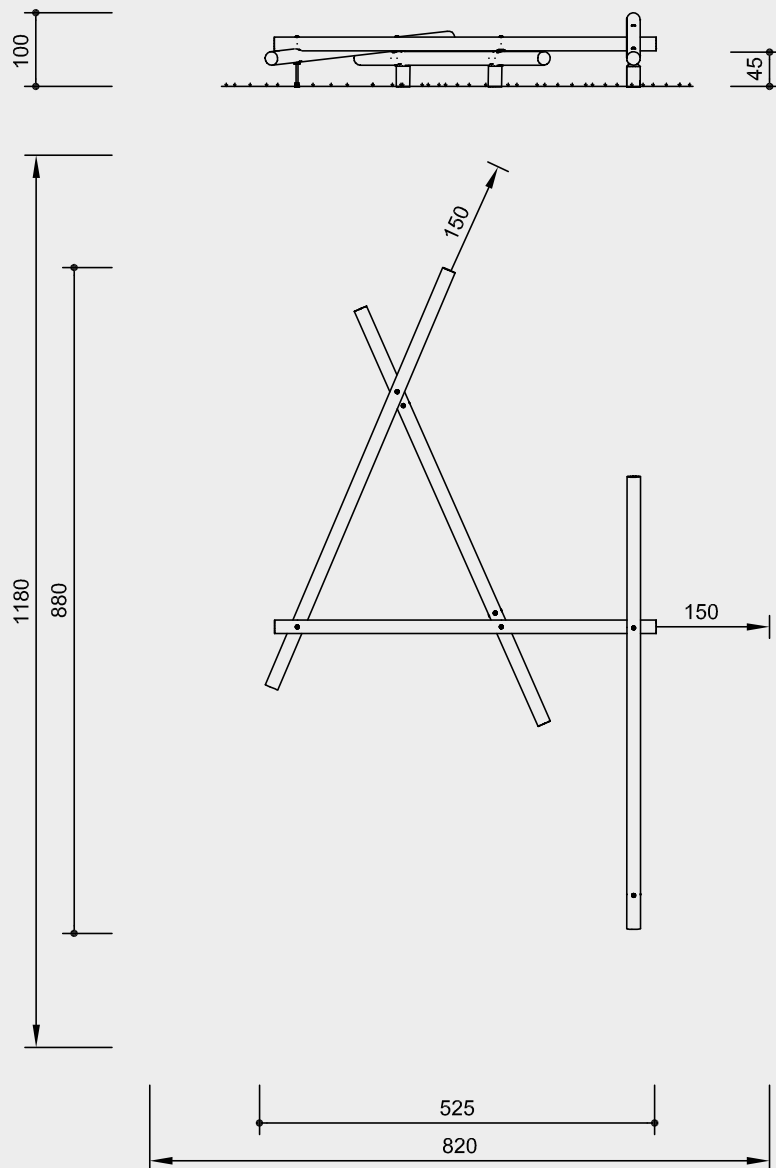
- School children
- Young people
- Supervised play areas, such as kindergartens, schools, after-school programmes or similar
- Public play areas without supervision, such as playgrounds, parks or similar



6.50600

Order No. 6.50600
Jackstraws See-saw

Safety distance 
 Device dimensions 
 Functional distance 



Scale 1:100

Safety check according to DIN EN 1176

Components

- 4 Balancing beams
- 3 Support posts made of robinia
- 2 Shock absorbers on pre-fabricated foundation made of reinforced concrete C35/45

Installation information

Surfacing requirements corresponding to a fall height of ≤ 1.00 m (for more detailed information see price list)

Foundations
 3 items 60 x 60 x 40 cm
 Excavation depth 60 cm
 2 pre-fabricated concrete foundations
 Excavation 100 x 100 x 60 cm

Attention:
Exact measurements may vary;
for all installation dimensions refer
to current assembly instructions.
 Technical changes reserved.

Technical information

Equipment made of non-impregnated mountain larch / robinia

Peeled white

Palisades peeled white means that bark, cambium and sapwood are removed, the natural shape of the trunk is preserved and can be experienced



Profiled washer

Profiled washer for covering protruding screw heads according to standard, improved pressure distribution and protection against water. Impedes loosening the bolt



Adjustable

Adjustable two-piece bolt connection, easy to maintain, no projecting threads



Interlocking

Interlocking connection, with milled metal rings or serrated disc dowels, to reinforce the bolt connection under high loads transverse to the grain direction of the wood



End grain connector

End grain connector as special fitting for the adjustable connection of horizontal and vertical timber



Relief cut

Targeted relief cut as an effective measure against cracks caused by drying. The cut defines the position of the stress equalization in the trunk and minimises natural cracking



For more detailed explanation of the quality characteristics see price list.

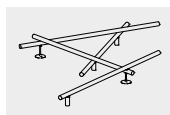
Moveable beams connected by rubber buffers

Impact of see-sawing absorbed by shock absorbers on pre-fabricated foundation made of reinforced concrete C35/45

Dimensions

(small deviations possible)

Height	1.00 m
Length of	
3 beams	6.00 m
1 beam	5.05 m
Weight	550 kg



6.50600